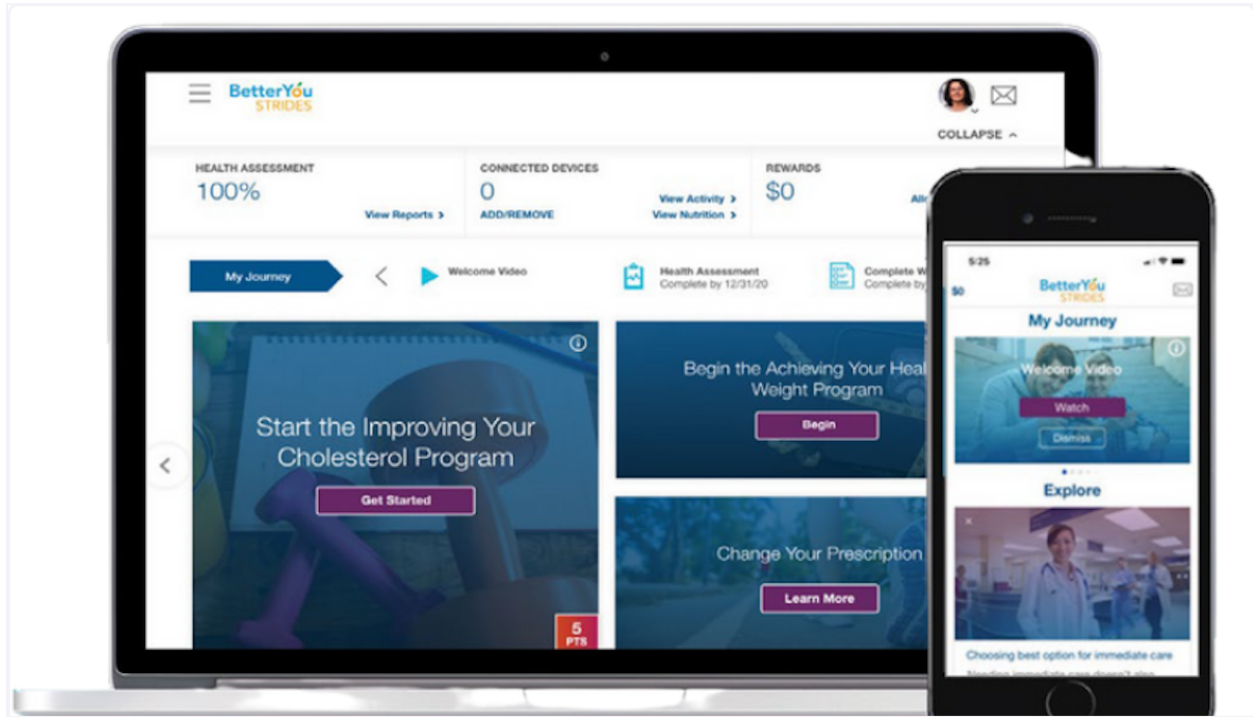



## AlwaysOn BYS App

1. Access your Better You Strides wellness portal via the web at [floridablue.com](http://floridablue.com) or via App.



2. Go to the App store on your device and download the AlwaysOn App.




3. Once downloaded, open the app and Log In.




If you have previously created a profile, log in with your credentials. If you are a new user, click Get Started to create a new profile. You will need your Florida Blue insurance card to verify.

**4. Enter required information to create an account.**

**5. Enter the group number found on your Florida Blue insurance card.**

 Create An Account



**Tell Us Who You Are**

Only eligible members from participating health insurance and wellness plans can register.

Please provide the information below and tap verify. **All fields are required.**


**First Name**


**Last Name**

**Date of Birth**

**Zip Code**

Verify

 Create An Account



### Additional Information

Please provide the additional information listed below and tap on verify.

These credentials will be matched against data provided by the company that sponsored you.

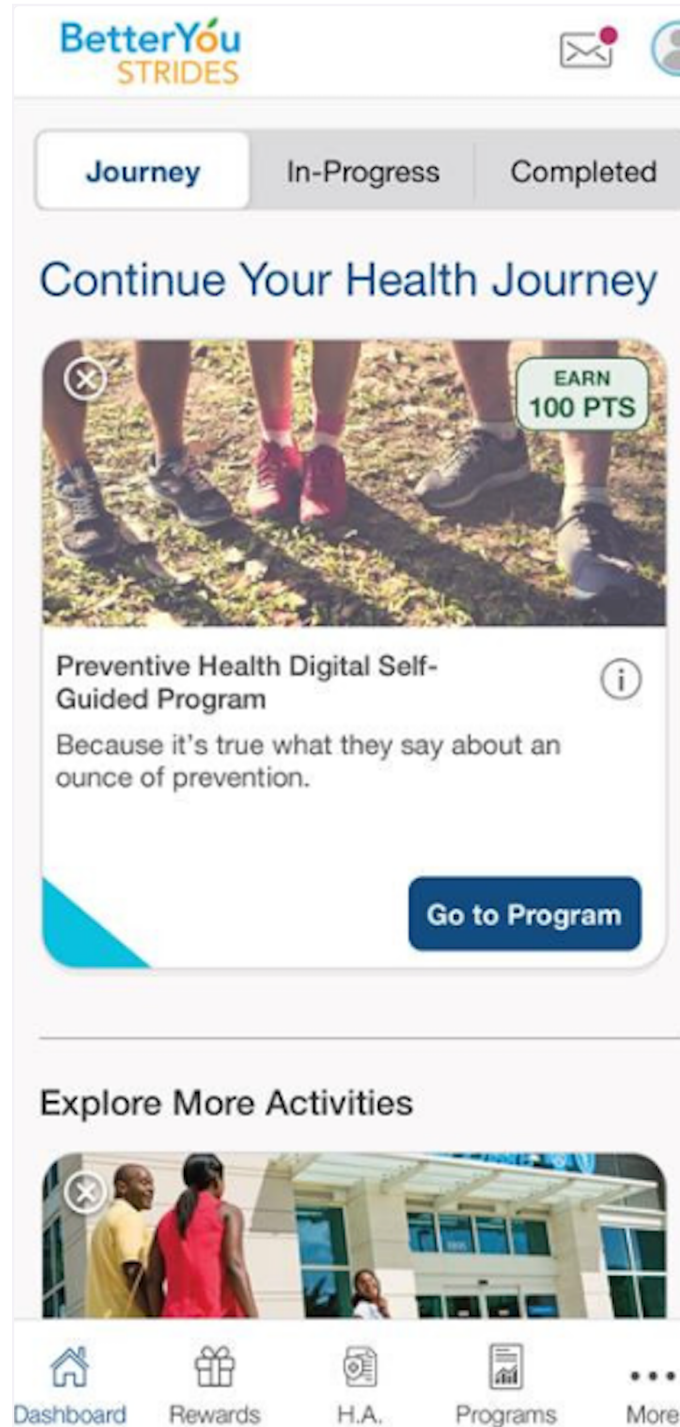
**Group Number**

Verify

Cancel

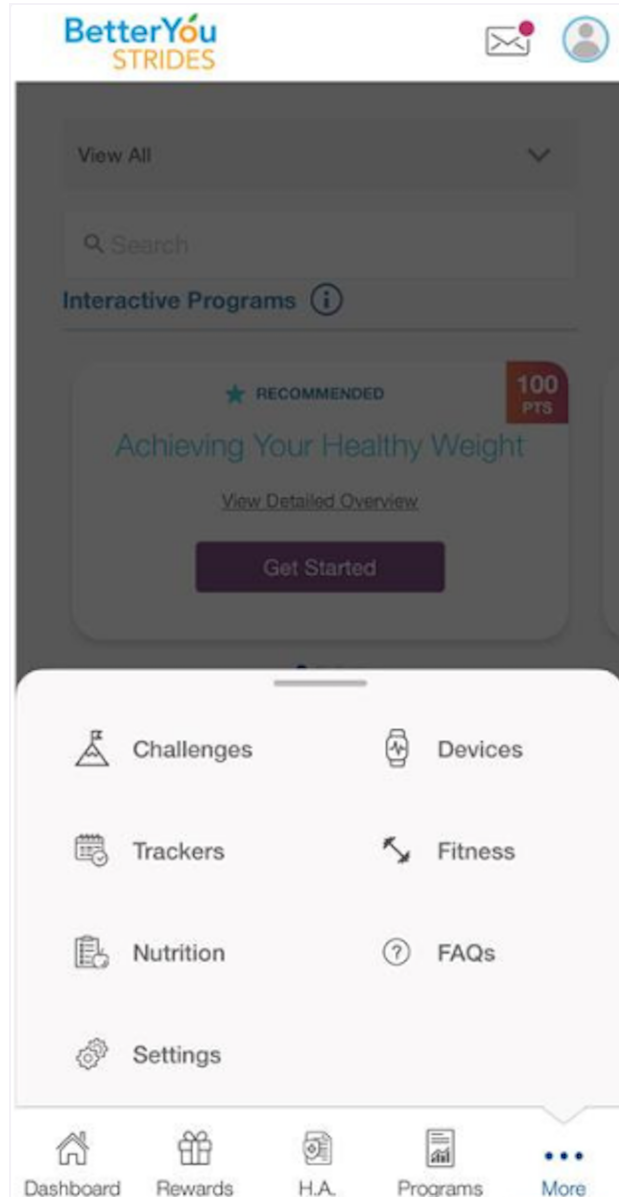
**6. Once logged in you will be able to access all Better You Strides portal information. (Dashboard, Allowable Activities, Current Programs etc.)**

- You can complete your Personal Health Assessment (PHA) by clicking on the HA tab.



**7. Use the bottom bar to navigate the app.**





**8. If you need assistance or are experiencing issues with your app, please call the number listed below.**

**Need Help?**  
**877-709-0201**  
M - F, 8 a.m. - 8 p.m. CST